

Suhr[®]

Shiba Drive[™]
RE|LOADED
MINI

User Guide



Table of Contents

- Overview 3
- Getting Connected 4
- Controls 4
- Sample Settings 5
- Technical Specifications 6
- Warranty 6



Thank you for purchasing the Suhr Shiba Reloaded Mini™ Pedal.

Please take the time to read this manual to get the most out of your pedal. The more you familiarize yourself with the features of this pedal, the more you will enjoy its benefits and maximize its potential.

Overview

Shiba Drive Reloaded Mini is the result of countless hours of listening, testing, and tweaking our original overdrive circuit to create a pedal that is more amp-like, has a tighter low-end, focused mids, and features more gain (50% more than our original Shiba). Shiba Drive Reloaded Mini is the ideal choice for players seeking classic Blues, Jazz, and Rock style tones. Shiba Drive Reloaded features an easy to tweak layout which includes **Drive**, **Level**, **Tone** and a two position **Smooth** switch.



Getting Connected

- 1 Input:** Plug the cable from your guitar into here, or from the previous effect's output.
- 2 Output:** Plug a cable from here to an amp or another effect's input.
- 3 DC Input:** Shiba Reloaded Mini accepts power from power supplies in the range of 9 to 18 Vdc (center negative) *See Technical Specifications on pg 6.*
- 4 Foot Switch:** Push on the foot switch to engage or bypass the effect. The orange LED will illuminate when the effect is on.

Controls

Drive: Controls the amount of drive from the circuit. This will take you from a bluesy crunch to a smooth, sustaining overdrive.

Level: Controls the output level of the pedal. Shiba Drive Reloaded provides enough level to push the front end of any tube amp into natural clipping, or adds sustain to an already overdriven amp.

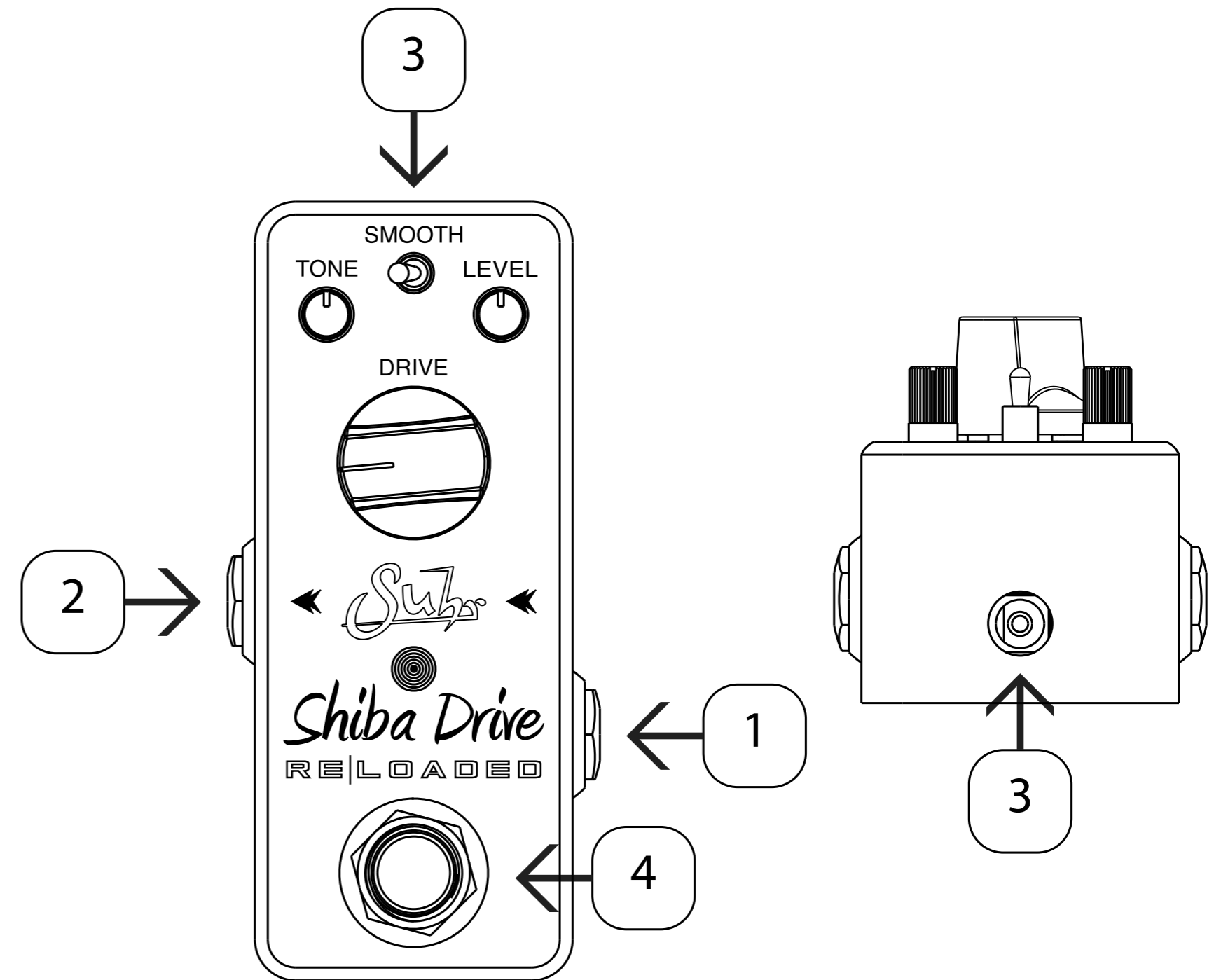
Tone: Shapes the overall tonal response of the pedal - from warm and smooth to bright and cutting.

Smooth: This switch contains 2 positions.

Left - Activates a mild high-end roll off. Effective for warming up guitars with single-coil pickups.

Right - A more pronounced high-end roll off. Excellent for chunky rhythms and violin-like lead tones.

Note: The modes have less effect at lower gain and tone settings




Sample Settings

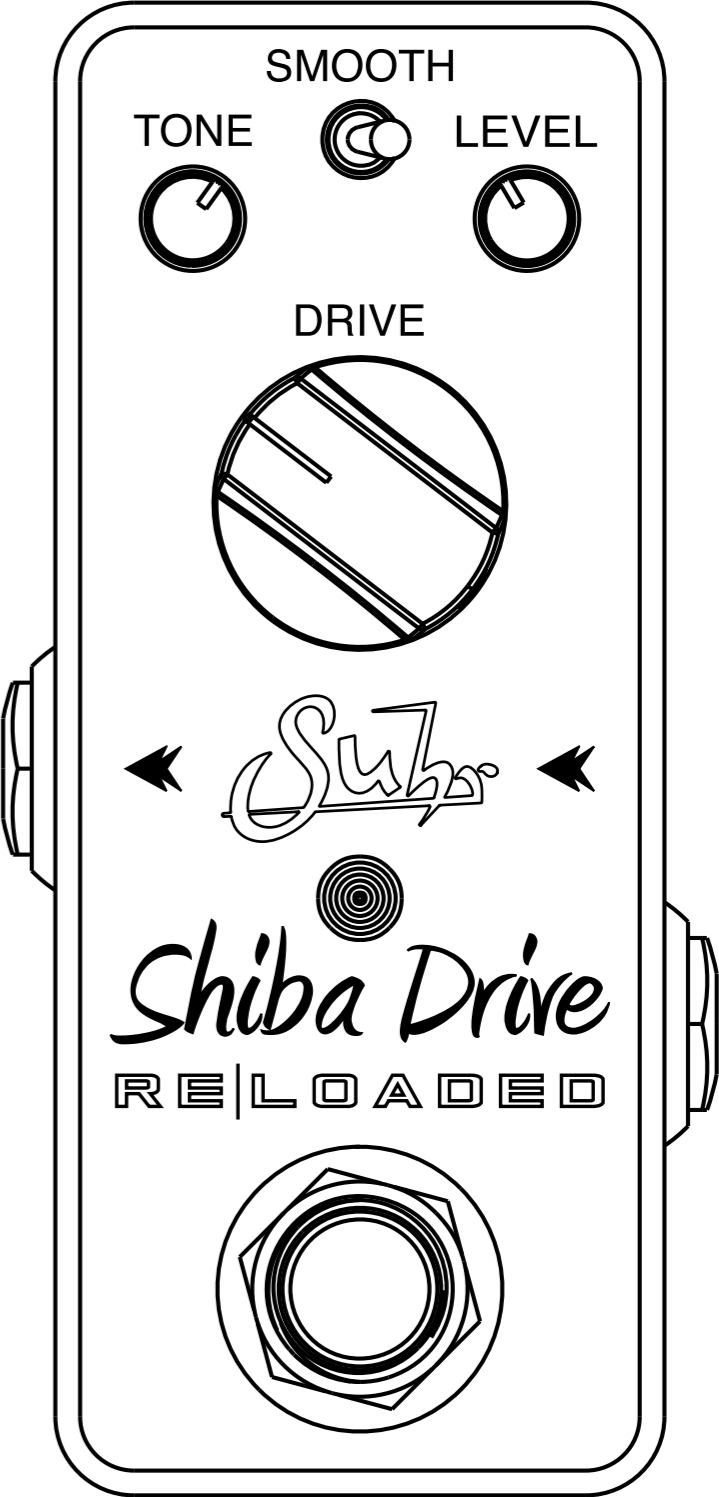
Classic Rock



Smooth Solo



Texas Blues



Technical Specifications

Input Impedance:	1M Ω
Output Impedance:	1k Ω
Power Connector:	Center Negative, 2.1mm x 5.5mm
Operating voltage:	4V to 18V (nominal 9V)
Maximum Voltage:	20 Vdc
Reverse Battery Protection:	Yes
Over Voltage Protection:	Yes
Current Consumption:	8mA
Dimensions:	1.82”(W) x 3.85”(D) x 1.89”(H)
Weight:	0.365lb
ROHS Compliant:	Yes

Warranty

JS Technologies, Inc. (JST) warrants for lifetime from date of purchase by the initial retail purchaser that this product shall be free from defects in workmanship. Electronic components such as capacitors, resistors, filters, transformers, jacks, and pots are covered for 5 years. Any parts determined defective by JST within the five (5) year term shall be repaired or replaced by JST without charge for parts and labor provided the unit is returned, transportation costs prepaid, to JS Technologies, Inc., 601 Crane Street, Unit A, Lake Elsinore, CA 92530, or to such facility authorized by JST. JST will pay shipping costs to return the unit to its owner. Defects in workmanship will be determined by JST for limited lifetime coverage.

This warranty does not cover damage caused by accident, misuse, abuse, neglect, unauthorized or improperly performed repairs, alterations, and/or wear and tear occasioned by use of the product, and does not include any expense for inconvenience or loss of use while the product is being repaired or replaced. JST expressly disclaims any liability for consequential damages arising from the sale, use, or inability to use the product. Any warranty implied by law, including any warranty of merchantability or fitness, is expressly limited to the one (5) year warranty term for the parts on our amplifiers and electronic products. The foregoing statements of warranty are exclusive and in lieu of all other remedies. Workmanship lifetime warranty is limited strictly to the original retailer purchaser of the instrument registered with JST within 10 days of purchase from an authorized JST dealer or distributor. JST will pay shipping costs to return the unit to its owner within the mainland U.S.

The above warranty policy only applies to customers in USA. If you are an international customer, please check with your distributor and the dealer in your country for warranty matters. Warranty issues must be handled through your dealer or distributor. If you are an international customer who purchased (or plan to purchase) from a US dealer, we can handle warranty matters direct but you will be responsible for shipping both ways. We encourage international customers to purchase through your local distributor or dealer for this reason. Our international distributors are set up to handle warranty issues in their respective countries. If you do not have an authorized Suhr dealer in your country, please contact us direct for further details.

NOTE: This equipment has been tested and found to comply with the limits for a Class B digital device, pursuant to part 15 of the FCC Rules. These limits are designed to provide reasonable protection against harmful interference in a residential installation. This equipment generates, uses and can radiate radio frequency energy and, if not installed and used in accordance with the instructions, may cause harmful interference to radio communications. However, there is no guarantee that interference will not occur in a particular installation. If this equipment does cause harmful interference to radio or television reception, which can be determined by turning the equipment off and on, the user is encouraged to try to correct the interference by one or more of the following measures: - Reorient or relocate the receiving antenna. - Increase the separation between the equipment and receiver. - Connect the equipment into an outlet on a circuit different from that to which the receiver is connected. - Consult the dealer or an experienced radio/ TV technician for help.

Changes or modifications not expressly approved by the party responsible for compliance could void the user's authority to operate the equipment.

This device complies with part 15 of the FCC Rules. Operation is subject to the following two conditions: (1) This device may not cause harmful interference, and (2) this device must accept any interference received, including interference that may cause undesired operation.